

OVERLAY STREET PATCH - ASPHALT SURFACE

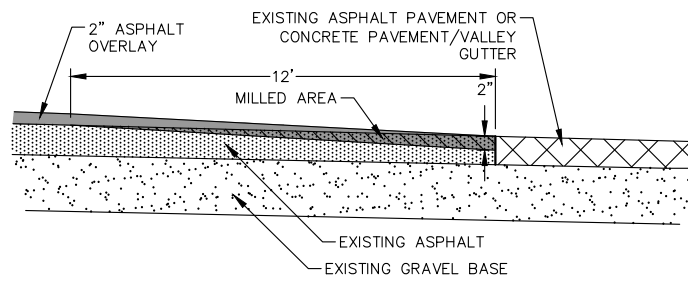
NO SCALE

PAVEMENT REHABILITATION 01.14.22

OVERLAY STREET PATCH –
ASPHALT SURFACE

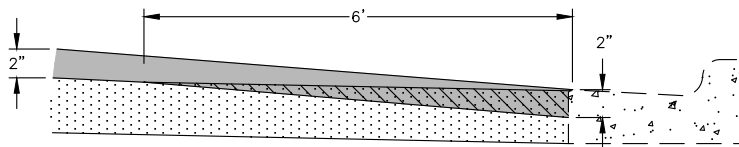
SECTION:	PAVEMENT REHABILITATION
DETAIL NO.	1
REVISION:	1
APPROVED BY:	DTS
DATE:	01.14.22








1. USED AT ENDS OF PROJECT AND CONCRETE PAVEMENT/VALLEY GUTTER, EXCEPT AT SINGLE LANES IN MEDIANS.

MILL DETAIL – TAPERED END



MILL DETAIL – TAPERED

LEGEND	
	ASPHALT OVERLAY
	MILLING EXISTING ASPHALT & ASPHALT OVERLAY
	EXISTING ASPHALT

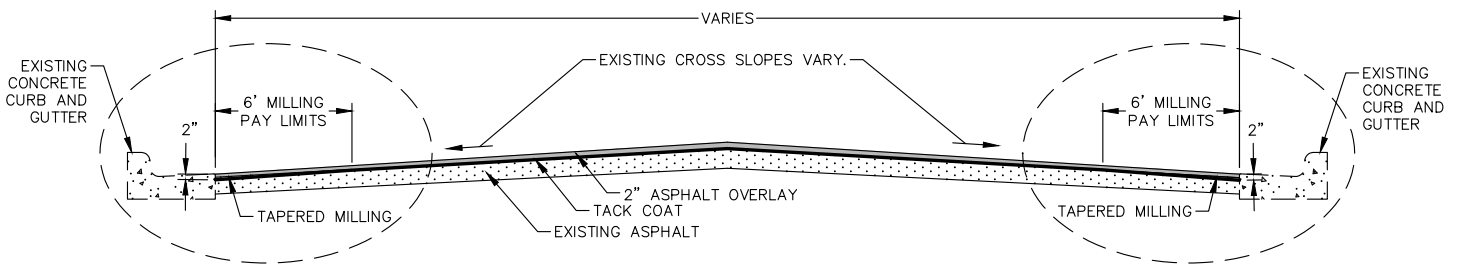
EDGE MILL

NO SCALE PAVEMENT REHABILITATION 01.14.22

EDGE MILL

SECTION:	PAVEMENT REHABILITATION
DETAIL NO.	2
REVISION:	1
APPROVED BY:	DTS
DATE:	01.14.22





NOTE: APPLY TACK COAT AFTER LEVELING COURSE UNLESS LEVELING COURSE AND OVERLAY INSTALLED CONCURRENTLY.

TYPICAL OVERLAY SECTION

NO SCALE PAVEMENT REHABILITATION 01.14.22

TYPICAL OVERLAY SECTION

SECTION: PAVEMENT REHABILITATION	
DETAIL NO.	3
REVISION:	1
APPROVED BY:	DTS
DATE:	01.14.22

